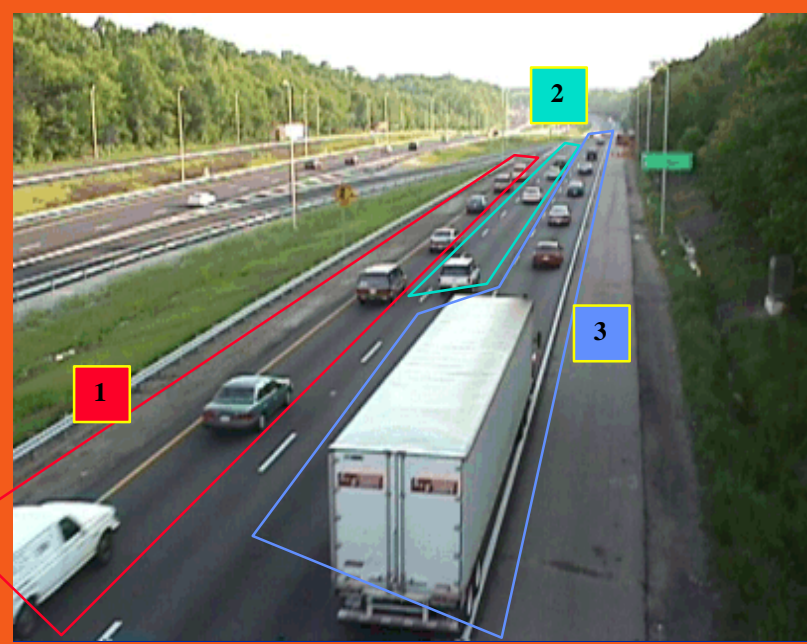
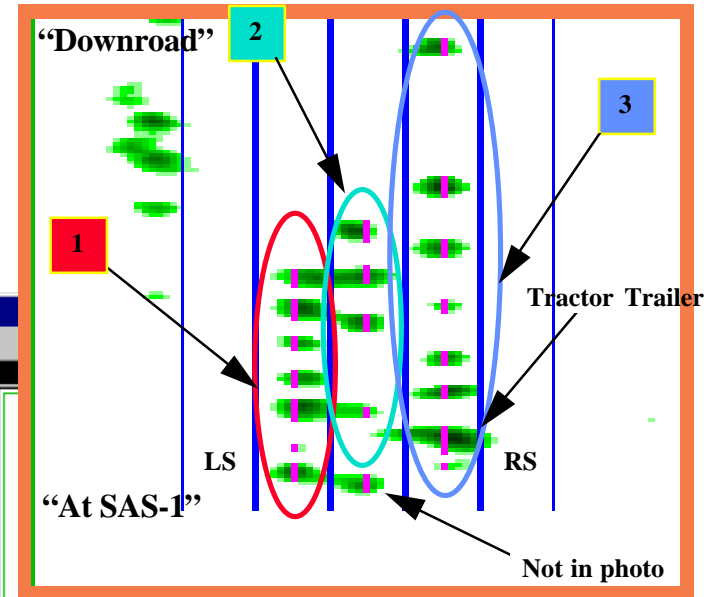


SAS-1 Acoustic "Image" Comparison to Visual Image



Visual "Image"



Acoustic "Image"

B-Scale Mode
 0.45 1
 Pixel Fill
 Page Stop
 Image Save Par

	8	7	6	5	4	3	2	1
Entr				52	73	94	115	136
Size				21	21	21	21	21
AVL				34	35	35	75	30
Ocal				0.75	0.70	0.70	0.70	0.74
Vol								
Occ								
Spd								

SAS0006 Real Time TAI Mode Started...

SAS Monitor and Setup Display with Traffic Acoustic Image




SmarTek Systems™

410-315-9727

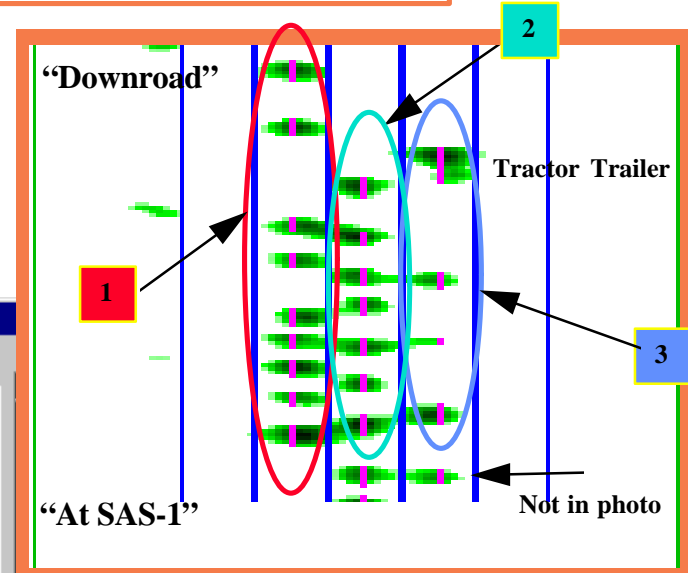
gpieper@erols.com

www.smarteksys.com

SAS-1 Acoustic "Image" Comparison to Visual Image



Visual "Image"



Acoustic "Image"

	Lanes or Zones							
	8	7	6	5	4	3	2	1
<i>Cntr</i>				52	73	94	115	136
<i>Size</i>				21	21	21	21	21
<i>AVL</i>				34	35	35	75	30
<i>Ocal</i>				0.75	0.70	0.70	0.70	0.74
<i>Vol</i>								
<i>Occ</i>								
<i>Spd</i>								

SAS0006 Real Time TAI Mode Started...

SAS Monitor and Setup Display with Traffic Acoustic Image



SmarTek Systems™

410-315-9727
 gpieper@erols.com
 www.smarteksys.com